



nanoimager from ONI



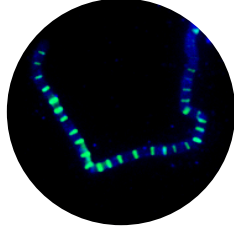
dSTORM




Single-particle tracking



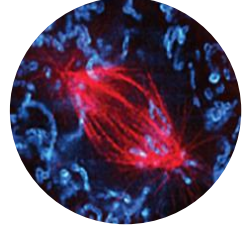
3D super-resolution



EPI, HILO, TIRF



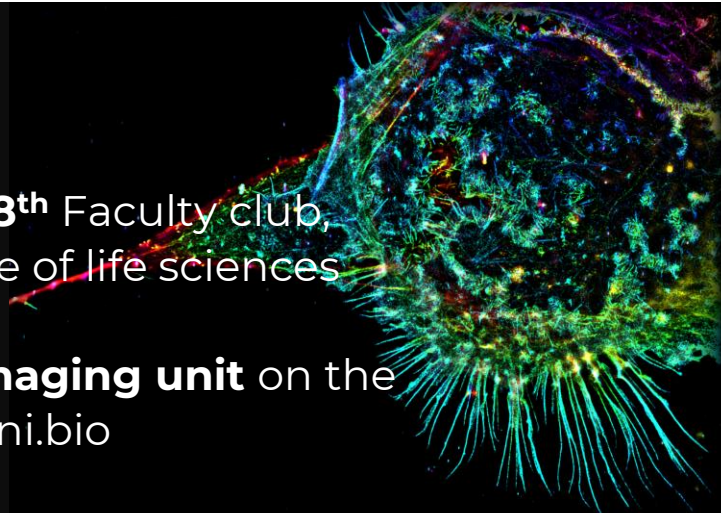
Single-molecule FRET



SIM/confocal

Come see us!

- Seminar at **10 am, Monday 18th** Faculty club, Alexander Silberman institute of life sciences
- For a **live demo** in the **bio-imaging unit** on the **18/19th** contact mharmon@oni.bio



Twitter
[@oxfordni](https://twitter.com/oxfordni)



LinkedIn
[@ONI \(Oxford Nanoimaging\)](https://www.linkedin.com/company/oxford-nanoimaging)

AUTOMATED ANALYSIS

SUPER-RESOLUTION
MICROSCOPY,
SINGLE-MOLECULE
DETECTION

